

MOVE THE WORLD FORWARD  MITSUBISHI  
HEAVY  
INDUSTRIES  
GROUP



WHEN  
**RELIABILITY** IS  
EVERYTHING...

 **MITSUBISHI**  
FORKLIFT TRUCKS



# A NEW FAMILY OF REACH TRUCKS TO MEET EVERY DEMAND

**Mitsubishi Forklift Trucks has extended its range of reach trucks — providing customers with greater choice than ever before when it comes to finding the right model for busy warehouse operations.**

The RB12-14N3(L)(C) Series is a compact light reach truck packed with innovative and state-of-the-art features to improve productivity.

For higher lifts there is the RB16-25N3(H)(X) Series, a universal reach truck with a MaxVision mast capable of working to heights up to 12 metres.

If your operations deal with bulky goods then the RBM20-25N3 Series of four-way reach trucks is the ideal choice. These models can carry loads sideways for use in aisles and will handle large loads with ease.

All three ranges of reach trucks use S3 (Stability Support System) which optimises hydraulic functions, such as mast reach and tilt functions, to make pallet retrieval safer and quicker. In addition, the optional S3-2 feature works to adjust maximum travel speed in relation to the actual load weight, ensuring the best levels of performance.



RB14N3C

Mini steering wheel with floating armrest reduces strain.



RB16N3HX



RBM20N3



# RISE TO THE CHALLENGE

**Valuable warehouse space demands narrow aisles and high racking.**


**To meet these challenges, Mitsubishi Forklift Trucks now offers a man-down VNA truck — the THD13-15N3 Series.**

With the THD13-15N3 Series you get an exceptional VNA truck and the agility of a reach truck — the perfect combination to make the most of your optimised space.

Its ergonomic design includes a mini steering wheel with adjustable floating armrest to reduce strain and RSIs, and an Ergologic Joystick that covers up to seven different functions.

The truck provides excellent visibility due to its mast design, overhead guard and mast mirrors. It even offers advanced optional aids such as a position light laser, fork-mounted camera and RLED display.

With intuitive features like these, it's easy to see how the THD13-15N3 Series man-down VNA truck is capable of high productivity for incredibly efficient operations.



Multifunctional Ergologic Joystick










# SMALL IN SIZE... BIG ON FEATURES

RB25N3H



Rail guidance, RB14N3C only (optional)



Ergologic Joystick



Midi steering wheel (option)




Optional fingertip controls



# RB12-14N3(L)(C) Series


Light reach trucks  
1.2–1.4 tonnes



18 degree tilting backrest



Battery on steel rollers



Mini steering wheel



Video camera monitor



Incredibly nimble, the RB12-14N3(L)(C) series offers high productivity and exceptional value in a light reach truck. An impressive achievement in a truck this size, it strikes the perfect balance between cutting-edge features and low total cost of operation.

And with a host of exceptional ergonomic features, it's sure to be a favourite of operators. Adjustable seating, and a choice of adjustable controls make driving feel natural and incredibly intuitive for operators of all sizes. Specially designed for drive-in racking applications, the RB14N3C model keeps the same compact chassis and performance, yet lifts to even greater heights.

- **Intelligent Cornering System**  
The truck senses the angle of a turn and reduces speed early for maximum stability and accurate, positive cornering.
- **Mini steering wheel with floating armrest**  
Ergonomically adjustable to reduce strain and lower risk of RSI.
- **Stability Support System (S3)**  
Hydraulic functions such as mast reach and mast tilt are automatically optimised along with a reach damping function to make pallet placement and retrieval safer and quicker. (Standard on N3C model, option on other models)

MODEL	CAPACITY	MODEL	CAPACITY
RB12N3L	1200kg	RB14N3C	1400kg
RB14N3L	1400kg		

- **S3-2 (option)**  
Works to adjust maximum travel speed in relation to actual load weight for the best levels of safety and performance.
- **Level Assistance System**  
Automatically detects the operator's intention and automatically stops when the forks are at precisely the right level. (N3C model option only)
- **Mast Tilt Control (MTC)**  
The automatic damping function absorbs unwanted mast movements, reduces the speeds of tilt, side shift and angle, and ensures 80 percent faster mast stabilisation.
- **Low noise mast**  
Efficient damping and cutting-edge design contribute to very low operational noise level.



RB14N3C



# INTENSIVE PERFORMANCE... INTUITIVE CONTROL



RB16N3



Ergologic Joystick



Comfortable cabin



Mini steering wheel



Battery on steel rollers  
(option)



# RB16-25N3(H)(X) Series


Light reach trucks  
1.6–2.5 tonnes



Video camera



Video camera monitor



Panoramic roof



Midi steering wheel (option)



A universal reach truck that works exactly how your operators would design a reach truck. It's a big claim. But with the control choices, adjustability, ergonomics, performance, high visibility, exceptional safety features and more as standard, plus a wide range of optional enhancements, we think you'll see it's a claim we don't make lightly.

With lift heights of up to 12 metres, you'll always have a clear view of the load thanks to our MaxVision masts. It maximises visibility, while remaining exceptionally stable. This is a series that prides itself on going that extra step and always in the most efficient way possible. And while it houses a smart brain, its exterior is tough and highly robust, making it ideal for incredibly intensive operations. Combine that with legendary reliability and low total cost of operation and you'll see why we think so highly of it.

- **On-board diagnostics and fault memory folder**  
Speed up servicing and help prevent damage.
- **Robust chassis**  
Built for intensive operations, with great inherent strength and high residual values.
- **Electrically adjustable floor height**  
Can be adjusted to suit each operator and provide a more ergonomic seating position.

MODEL	CAPACITY	MODEL	CAPACITY
RB16N3	1600kg	RB20N3H	2000kg
RB16N3H	1600kg	RB20N3HX	2000kg
RB20N3	2000kg	RB25N3H	2500kg

- **S3-2 (option)**  
Works to adjust maximum travel speed in relation to actual load weight for the best levels of safety and performance.
- **MaxVision mast**  
This maximises operator field of vision for increased productivity and safety.
- **Lift height over 12 metres (X models only)**  
Incredibly stable handling even at full height.
- **Multifunctional Ergologic Joystick**  
This intuitive and highly ergonomic joystick controls seven different functions, including lifting, lowering, reaching and tilting.
- **Automotive-style pedals**  
Pedals are placed in a familiar position for intuitive operation.
- **360-degree steering (option)**  
The operator can keep the truck in constant motion — saving seconds on every turn.




RB16N3



**STRONG, STABLE,  
SWIFT... EVEN IN  
SMALL SPACES**



RBM20N3



Panoramic roof



Ergologic Joystick



Midi steering wheel  
(option)



Fingertip controls



# RBM20-25N3 Series

4-way reach trucks  
2.0–2.5 tonnes



Comfortable cabin



Battery on steel rollers (option)



Mini steering wheel



Video camera monitor



The RBM20-25N3 Series of four-way reach trucks is an ideal choice if you're looking for a smart, flexible, and highly ergonomic reach truck that can deal with bulky goods with ease.

Equally capable of handling long loads and standard pallets, the RBM20-25N3 Series offers lift heights up to 9.7 metres. As it's four-way and can carry long loads sideways, aisles can be kept to a minimum, allowing you to maximise storage space.

With a long battery life and a suite of operator-focused features available, it makes lengthy shifts a breeze for both truck and driver. Exceptional all-round visibility and stability aides allow operators to work with greater confidence and safety. Combined with a top speed of 13 km/h this makes for an incredibly efficient and productive truck.

- **Active Spin Reduction (ASR)**  
Helps to stop the drive wheel spinning. This minimises grip loss while also reducing wear on the wheel.
- **Quick battery inspection**  
Battery is on steel rollers for ease of inspection.
- **Advanced on-board computer**  
Stores power and hydraulic preference settings for up to 350 different users.

MODEL	CAPACITY	MODEL	CAPACITY
RBM20N3	2000kg	RBM25N3	2500kg

- **Li-ion battery (option)**  
Fast opportune charging removes the need for extra batteries and allows 24/7 operation.
- **Stability Support System (S3)**  
Hydraulic functions such as mast reach and mast tilt are automatically optimised along with a reach damping function to make pallet placement and retrieval safer and quicker.
- **S3-2**  
Works to adjust maximum travel speed in relation to actual load weight for the best levels of safety and performance.
- **Weight indicator**  
Displays the load weight as well as the option to add multiple weights of up to 100kg.



RBM20N3



**VNA MASTERY...  
REACH TRUCK  
AGILITY**

**D1**

**C2**

**C-D**





# THD13-15N3 Series

Man-down VNA truck  
1.3–1.5 tonnes

MODEL	CAPACITY	MODEL	CAPACITY
THD13N3	1250kg	THD15N3	1500kg



Wire guidance (sensor)



LED lights



Position light laser



Video camera monitor

The THD13-15N3 Series offers market-leading performance – with top speeds of up to 14 km/h. This is combined with ergonomic design and comprehensive safety features to ensure high productivity through incredibly efficient, safe operation.

When outside of aisles, VNA trucks can often be less efficient and manoeuvrable. This usually means P&D stations and feeder trucks are needed so the VNA trucks can remain in the aisles. The cycle times of VNA trucks and feeder trucks rarely sync up, which means time wasted while one is sat idle.

By combining the best capabilities of a man-down VNA with reach truck agility in a single truck, operators can fetch their own pallets without having to rely on extra staff and head straight into the very narrow aisles. Having a truck that does both will streamline the number of trucks and personnel required – helping to lower costs. Storage capacity can also be increased by not having P&D stations.

- **End of aisle braking system (option)**

The truck automatically slows as it reaches the end of an aisle for greater safety.

- **Common cabin features**

Cabin includes many of the same features as the new reach truck models for increased familiarity, including: Ergologic Joystick, mini steering wheel on floating armrest, tilting seat, hands-free direction controls, and electrically adjustable floor height.

- **Automatic Speed Reduction**

When the truck is outside of stacking aisles, drive speed is automatically limited when forks are above a certain height.

- **Mast mirrors**

Adjustable curved mirrors give the operator an excellent view of the truck, load, or fork tips from their normal driving position while at ground level.

- **Position light laser (option)**

Aligning the red laser with rack marking allows the driver to quickly ensure the forks are central to the desired position.



THD15N3



# LET US FIND YOU THE PERFECT FIT.

Confidence comes from knowing you have the right tool for the job. The same goes for your forklift truck.

Our diverse line-up of counterbalance and warehouse equipment makes sure you get the right truck every time – whatever the job.

Designed with your success in mind, our trucks deliver outstanding performance, innovations and safety.

They are ready to take on any job you give them, with a wide range of configurations so they meet your every need.

So let your local Mitsubishi Forklift Trucks dealer find you the perfect fit today.



## Diesel forklift trucks



GRENDiA ES

Powerful, reliable and precise, our 1.5 to 10.0 tonne **GRENDiA** and **TREXiA** trucks are friendly to everyone: the environment, your operators and your fuel economy, too.



GRENDiA EX

## LPG forklift trucks



GRENDiA ES

Advanced in every way, our **GRENDiA** solid pneumatic tyre ranges and our cushion tyre models deliver high efficiency and low emissions – a winning combination – indoors or out.



GRENDiA ES

## Electric 3-wheel forklift trucks



EDiA EM

User-friendly, innovative and flexible, our three-wheel **EDiA** electrics deliver high performance – even in tight spaces and wet conditions.



EDiA EM

## Electric 4-wheel forklift trucks



EDiA EX

Our four-wheel electric trucks are exceptionally powerful and easily cope with the toughest tasks and longest shifts – wherever you need them to be.



EDiA XL





See Mitsubishi Forklift Trucks in action for yourself



[www.mft2.eu/youtube](http://www.mft2.eu/youtube)

## Powered pallet trucks



PREMiA ES

These non-stop performers offer a huge range of transfer possibilities: from short shuttle work to applications which go the distance.



PREMiA EM

## Stackers



AXiA ES

Compact and easy to use, our versatile stackers, including the popular **AXiA**, ensure high productivity – whatever the setting.



AXiA EX

## Reach and multi-way trucks



SENSiA EX

Our **SENSiA** range of reach and multi-way trucks deliver the height of productivity.



SENSiA ES

## Order pickers



VELiA ES

Working at picking heights up to 12.1 metres, our **VELiA** order pickers deliver highly efficient performance at all levels.



VELiA EX



# WHEN RELIABILITY IS EVERYTHING...

Like any product bearing the Mitsubishi Forklift Trucks name, our materials handling equipment benefits from the tremendous heritage, huge resources and cutting-edge technology of one of the world's largest corporations – Mitsubishi Heavy Industries Group.

Engineering spacecraft, jet planes, power plants and more, MHI specialises in those technologies where performance, dependability and superiority decide your success or failure...

So when we promise you quality, reliability and value for money, you know it's a guarantee we have the power to deliver.

## YOU'LL NEVER WORK ALONE

As your local authorised dealer, we are here to keep your trucks working – through our extensive experience, our technical excellence and our commitment to customer care.

We are your local experts, backed by efficient channels to the entire organisation of Mitsubishi Forklift Trucks.

No matter where you are, we are close by – with the capability to meet your needs.



Performance specifications may vary depending on standard manufacturing tolerances, vehicle condition, types of tyres, floor or surface conditions, applications or operating environment. Trucks may be shown with non-standard options.

Specific performance requirements and locally available configurations should be discussed with your distributor.

We follow a policy of continual product improvement. For this reason, some materials, options and specifications could change without notice.

© 2023 MLE  
WEBM2311 (02/23)



Mitsubishi Logisnext Europe B.V.  
Hefbrugweg 77, 1332 AM Almere,  
The Netherlands  
Tel +31 36 54 94 311

[info@mitforklift.com](mailto:info@mitforklift.com) | [www.mitforklift.com](http://www.mitforklift.com)

QUALITY | RELIABILITY | VALUE FOR MONEY