

**MasterMover®**

# MH400+

Battery powered electric tug



# MH400+



## Overview

The MasterHandler range is specifically designed to deliver the controlled movement of loads that are fitted with all-swivelling castors.

Featuring a unique design centred around delivering maximum control, the MasterHandler enables operators to easily steer and position heavy loads that ordinarily would be difficult to move in a controlled way. With adjustable support legs available to deliver a

controlled fixed point, the MasterHandler can provide a turnkey solution to the movement of loads with all swivelling castors.

The MasterHandler has a compact machine footprint and is ideal for use in confined areas, facilitating safe and precise movements where space is at a premium. The range uses an array of hydraulic coupling options to deliver consistent performance and guarantee load security.

## Key Features

### Safety

- Flashing safety light, audible horn, emergency stop and anti-crush button
- Speed control with optional two-speed selector switch
- Secure coupling for attachment to loads

### Performance

- Designed to deliver complete control when moving loads with all-swivel castors
- A compact machine footprint provides a tight turning circle for space-restricted areas
- Powerful and optimised hydraulics ensure a smooth and secure connection

### Power

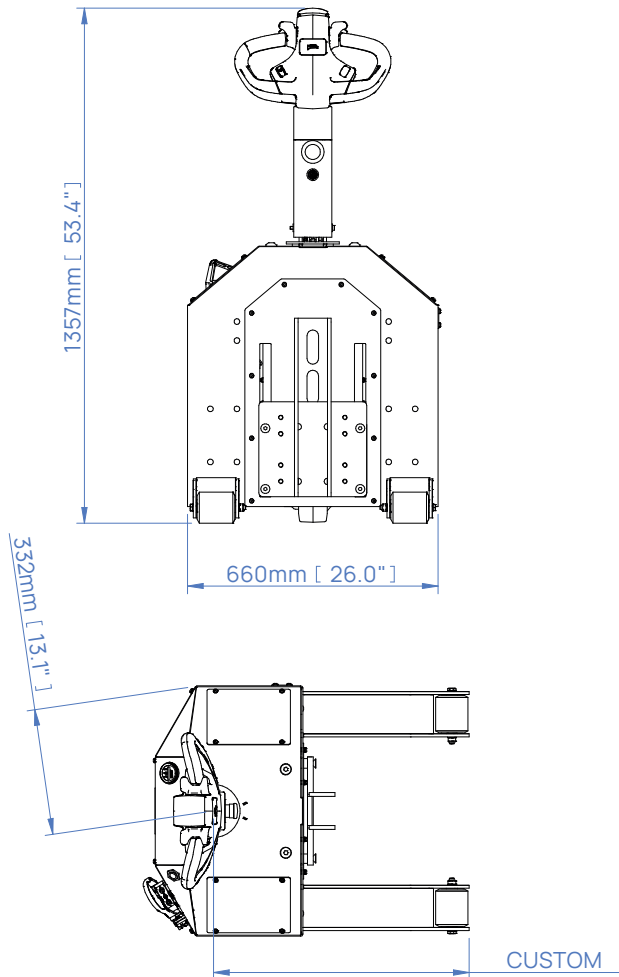
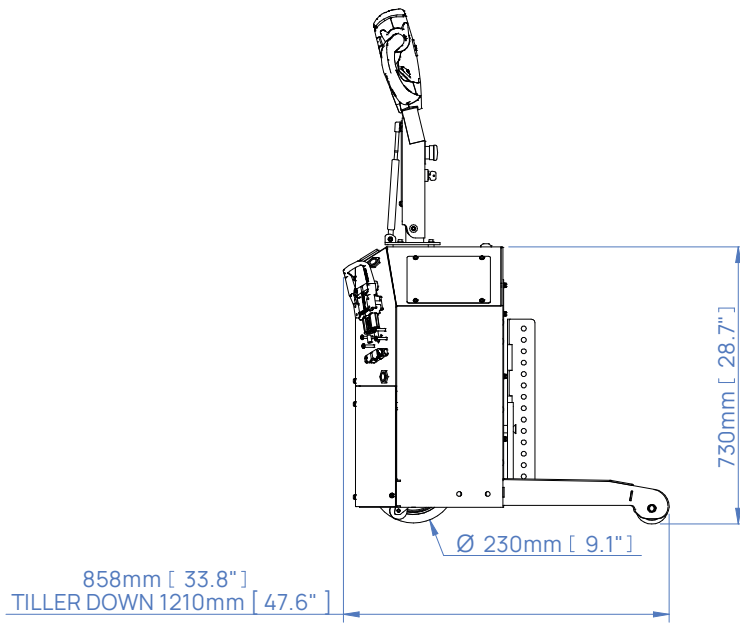
- Powerful AC motor optimises both speed and power, enabling powerful movement of loads up to 4,000kg
- Adaptable motor able to operate at slow and fast speeds and different acceleration rates
- High-performance AGM maintenance-free battery

### Connection

- Secure coupling options to suit various trolley designs
- Optimised couplings to deliver maximum performance through weight transfer
- Adjustable support legs deliver maximum steering control designed around your load
- Custom coupling designs



# Dimensions










Custom support legs and couplings to suit customers requirements.

# In Application: MasterHandler





# Standard Safety Features

<p>Emergency Stop Button</p> 	<p>Anti-Crush Button</p> 	<p>Warning Horn</p> 
<p>Automatic Parking Brake</p> 	<p>Automatic Cut Off</p> 	<p>Battery Discharge Indicator</p> 
<p>Key Switch</p> 		

# Machine Options

<p>Flashing Light &amp; Motion Beeper Z16-00500</p>	<p>Two Speed Selector Switch Z16-00503</p>	<p>Battery Protection System Z16-00508</p>
		

# Couplings

CombiCoupling  
Custom coupling



Channel Coupling  
Custom coupling



## Custom Engineering

We understand that every application is different. Whether it's a custom coupling to connect to your load, modifying our electric tugs to work in a challenging environment, or designing an entirely new solution for your application, our Customer Engineering team are here to help.

For more information on our custom engineering capabilities, please visit: [mastermover.com/custom-solutions](https://mastermover.com/custom-solutions)  
If you'd like to discuss your requirements, speak to your sales representative or email: [sales@mastermover.com](mailto:sales@mastermover.com)

# Technical Specification

Machine	
Product code	Z16-00100-1
Maximum load (on castors   on rails)	4,000 kg   16,000 kg
Maximum force (push   pull)	3,924 N   3,924 N
Machine weight	Custom
Battery weight (standard)	45 kg
Drive type	Electric
Braking	Regenerative
Parking brake	Electromagnetic
Drive wheel type	Non-marking Polyurethane
Castor wheel type	Non-marking Polyurethane
Drive wheel diameter	230 mm
Drive motor power	2 kW
Controller type	AC
Standard machine speed (Without two speed selector switch)	2 KPH
Hare mode speed (With two speed selector switch)	3 KPH
Tortoise mode speed (With two speed selector switch)	1.2 KPH
Maximum slope†	7°
Voltage	24 v
Noise level	Motor ≤80 dBA   Flashing light ≤85 dBA   Horn ≤112 dBA
Metal work finish	Powder coat paint & zinc plated
IP rating	IP44
Battery	
Battery pack capacity	75 Ah
Maximum distance per charge*	9.2 km
Charge time	5 hrs 30 mins
External Charger	
Product code	Z16-00404
Input voltage	85 - 265 v
Hertz	50 - 60 Hz
Amps	15 A
Phase (single, three)	Single
IP Rating	IP30

†Slope dependant on support legs.

# Technical Specification

Safety	
Key Switch	Standard
Emergency Stop Button	Standard
Battery Discharge Indicator	Standard
Anti-crush Button	Standard
Automatic Parking Brake	Standard
Warning Horn	Standard
Automatic Cut Off (as tiller arm returns to vertical)	Standard
Options	
Flashing Safety Light and Motion Bleeper	Optional
Two Speed Selector Switch	Optional
Battery Protection System	Optional



**MasterMover®**

mastermover.com

© Copyright 2023

UK  
CA

CE

ISO 9001

ISO 45001